



Date: 22/02/2024

Ref: ALG/CO/11/2024

التاريخ: 2024/02/22

Dear Bursa Kuwait Company
Greeting,السادة/ شركة بورصة الكويت
المحترمين
تحية طيبة وبعد،**Subject: Analysts/ Investors Conference
Meeting for The FY Ended on 31/12/2023****الموضوع: انعقاد مؤتمر المحللين/ المستثمرين عن السنة
المالية المنتهية في 2023/12/31**

With reference to the above subject, and in the interest of Ali Alghanim Sons Automotive Company (ALG) to adhering with requirements of article No. (7-8-1/3) of Bursa Kuwait Rulebook, we would like to inform you:

بالإشارة إلى الموضوع أعلاه، وحرصاً من شركة أولاد علي الغانم للسيارات (الغانم) على الالتزام بمتطلبات المادة رقم (7-8-1/3) من كتاب قواعد البورصة، نود إفادتكم بما يلي:

- The company (ALG) has conducted the Analysts/Investors Conference for FY Ended 31/12/2023 via a live webcast at 02:00 pm on Thursday, 22/02/2024 (Kuwait local time). There was no new material information discussed during the conference.
- Attached is the presentation of the Analysts/ Investors Conference for the FY ended 31/12/2023.

▪ عقدت الشركة (الغانم) مؤتمر المحللين/ المستثمرين للسنة المالية المنتهية في 2023/12/31 عن طريق بث مباشر على شبكة الإنترنت وذلك في تمام الساعة 02:00 من ظهر يوم الخميس الموافق 2024/02/22 (وفق توقيت دولة الكويت)، ولم يتم الإفصاح عن أي معلومات جوهرية جديدة خلال المؤتمر.

▪ مرفق العرض التقديمي لمؤتمر المحللين/ المستثمرين للسنة المالية المنتهية في 2023/12/31.

Sincerely yours,

وتفضلوا بقبول فائق التحية والإحترام،

Yousef Abdullah Al Qatami يوسف عبدالله القطامي
Vice Chairman نائب رئيس مجلس الإدارة
& CEO والرئيس التنفيذي



نموذج الإفصاح عن المعلومات الجوهرية

Disclosure of Material Information Form

Date:	22/02/2024	التاريخ:
Name of The Listed Company:	Ali Alghanim Sons Automotive Co. (K.S.C.P) - ALG	اسم الشركة المدرجة:
		شركة أولاد علي الغانم للسيارات (ش.م.ك.ع) - الغانم
Material Information		المعلومات الجوهرية
<ul style="list-style-type: none">Ali Alghanim Sons Automotive Company (ALG) has conducted the Analysts/Investors Conference for he FY ended 31/12/2023 via a live webcast at 02:00 pm on Thursday 22/02/2024 (Kuwait local time). There was no new material information discussed during the conference.Attached is the presentation of the Analysts/ Investors Conference for the FY ended 31/12/2023.		<ul style="list-style-type: none">عقدت شركة أولاد علي الغانم للسيارات (الغانم) مؤتمر المحللين / المستثمرين عن السنة المالية المنتهية في 2023/12/31 عن طريق بث مباشر على شبكة الإنترنت، وذلك في تمام الساعة 02:00 ظهراً من يوم الخميس الموافق 2024/02/22 (وفق توقيت دولة الكويت)، ولم يتم الإفصاح عن أي معلومات جوهرية جديدة خلال المؤتمر.مرفق العرض التقديمي لمؤتمر المحللين/ المستثمرين للسنة المالية المنتهية في 2023/12/31.
Significant effect of the material information on the financial position of the company		أثر المعلومات الجوهرية على المركز المالي للشركة
No Significant effect of the material information on the financial position of the company		لا يوجد أثر للمعلومات الجوهرية على المركز المالي للشركة





Ali Alghanim Sons Automotive Company K.S.C.P.

Analyst Conference

Q4 2023

February 22nd 2024



DISCLAIMER

This presentation is strictly confidential and is being shown to you solely for your information and may not be reproduced, retransmitted, further distributed to any other person or published, in whole or in part, for any purpose.

Ali Alghanim Sons Automotive Company K.S.C.P has prepared this presentation to the best of its abilities, however, no warranty or representation, express or implied is made as to the adequacy, correctness, completeness or accuracy of any numbers, statements, opinions, estimates, or other information contained in this presentation.

This presentation has been prepared Ali Alghanim Sons Automotive Company K.S.C.P and reflects the management's current expectations or strategy concerning future events and are subject to known and unknown risks and uncertainties.

Certain portions of this document contain "forward-looking statements", which are based on current expectations and reasonable assumptions, we can however give no assurance they will be achieved. The information contained in this presentation is subject to change and we disclaim any obligation to update you of any such changes, particularly those pertaining to the forward-looking statements. Furthermore, it should be noted that there are a myriad potential risks, uncertainties and unforeseen factors that could cause the actual results to differ materially from the forward-looking statements made herein.

We can offer no assurance that our estimates or expectations will be achieved. Without prejudice to existing obligations under Capital Markets Authority Law, we do not assume any obligation to update forward-looking statements to take new information or future events into account or otherwise. Accordingly, this presentation does not constitute an offering of securities or otherwise constitute an invitation or inducement to any person to underwrite, subscribe for, or otherwise acquire or dispose of, securities in any company within Ali Alghanim Sons Automotive Company K.S.C.P.



AGENDA

Particulars	Page
BOARD OF DIRECTORS AND EXECUTIVE MANAGEMENT TEAM	4
COMPANY OVERVIEW AND ACCOMPLISHMENTS	6
FINANCIAL OVERVIEW	9
Q&A SESSION	18



“

BOARD OF DIRECTORS AND EXECUTIVE MANAGEMENT TEAM

”



BOARD OF DIRECTORS AND EXECUTIVE MANAGEMENT TEAM

BOARD OF DIRECTORS



Eng. Fahad Ali Alghanim
Chairman
Non - Executive



Mr. Yousef Al Qatami
Vice Chairman and CEO
Executive



Mr. Ali Marzouq Alghanim
Member of the Board
Non - Executive



Mr. Mohammad Khaled Alghanim
Member of the Board
Non - Executive



Mr. Ali Abduljaleel Behbehani
Member of the Board
Non - Executive



Mr. Ahmad Meshari Abdulwahab Al-Fares
Member of the Board
Independent Director



Mr. Jehad Mohammad Ahmed Al-Qabandi
Member of the Board
Independent Director

EXECUTIVE MANAGEMENT TEAM



Mr. Yousef Al Qatami
Chief Executive Officer



Mr. Chavijit Singh Bawa
Chief Financial Officer



“

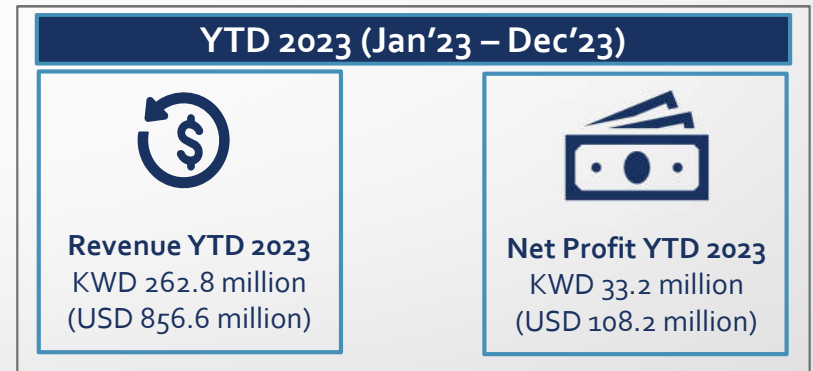
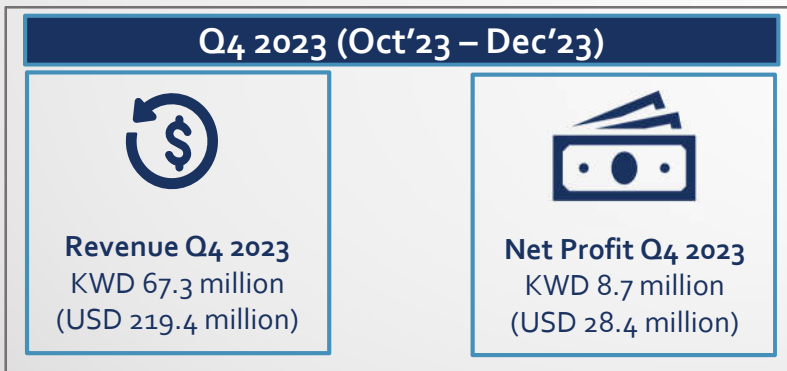
COMPANY OVERVIEW AND ACCOMPLISHMENTS

”



COMPANY OVERVIEW: PERFORMANCE HIGHLIGHTS

A large-scale Kuwaiti shareholding company comprising of a group of automotive businesses that supply the Kuwaiti market, and some of the Arab Markets, with the finest international automotive brands and services.



Brands: Ali Alghanim Sons Automotive deals with numerous brands in the category of Passenger Cars, Heavy Commercial Equipment and Auto parts

Passenger Cars



Heavy Commercial Equipment



Auto Parts





REVENUE BREAKDOWN (YTD Twelve Months 2023)

Passenger Cars	After Sales	Certified Used Cars	Commercial Heavy Equipment												
<ul style="list-style-type: none">• BMW• Land Rover• Rolls Royce• McLaren• MINI• Geely• Great Wall• Haval <table border="1"><thead><tr><th>Revenue</th></tr></thead><tbody><tr><td>YTD'23 77%</td></tr><tr><td>YTD'22 71%</td></tr></tbody></table>	Revenue	YTD'23 77%	YTD'22 71%	<ul style="list-style-type: none">• Service• Body Shop• Parts and Accessories <table border="1"><thead><tr><th>Revenue</th></tr></thead><tbody><tr><td>YTD'23 11%</td></tr><tr><td>YTD'22 13%</td></tr></tbody></table>	Revenue	YTD'23 11%	YTD'22 13%	<ul style="list-style-type: none">• BMW• Land Rover• MINI• Geely• Haval <table border="1"><thead><tr><th>Revenue</th></tr></thead><tbody><tr><td>YTD'23 5%</td></tr><tr><td>YTD'22 6%</td></tr></tbody></table>	Revenue	YTD'23 5%	YTD'22 6%	<ul style="list-style-type: none">• MAN Truck & Bus• Putzmeister• Hyundai• Baoli• Fassi• Service & Parts <table border="1"><thead><tr><th>Revenue</th></tr></thead><tbody><tr><td>YTD'23 4%</td></tr><tr><td>YTD'22 4%</td></tr></tbody></table>	Revenue	YTD'23 4%	YTD'22 4%
Revenue															
YTD'23 77%															
YTD'22 71%															
Revenue															
YTD'23 11%															
YTD'22 13%															
Revenue															
YTD'23 5%															
YTD'22 6%															
Revenue															
YTD'23 4%															
YTD'22 4%															
Rental and Leasing	Synergistic Lines	Technology Initiatives													
<ul style="list-style-type: none">• Renting among the available selection of affordable, luxury and ultra luxury vehicles• Leasing of vehicles <table border="1"><thead><tr><th>Revenue</th></tr></thead><tbody><tr><td>YTD'23 1%</td></tr><tr><td>YTD'22 1%</td></tr></tbody></table>	Revenue	YTD'23 1%	YTD'22 1%	<ul style="list-style-type: none">• Sale of Aftermarket Products:<ul style="list-style-type: none">• Tires – Sumitomo, Roadstone, Kinforest• Lubricants – Liquimoly• Batteries – Exide, Livguard• Sparkplugs – NGK• Technical inspections and renewal of vehicle registration for all types of passenger cars <table border="1"><thead><tr><th>Revenue</th></tr></thead><tbody><tr><td>YTD'23 2%</td></tr><tr><td>YTD'22 2%</td></tr></tbody></table>	Revenue	YTD'23 2%	YTD'22 2%	<ul style="list-style-type: none">• Luxury car booking service (Rove) <table border="1"><thead><tr><th>Revenue</th></tr></thead><tbody><tr><td>YTD'23 1%</td></tr><tr><td>YTD'22 1%</td></tr></tbody></table>	Revenue	YTD'23 1%	YTD'22 1%				
Revenue															
YTD'23 1%															
YTD'22 1%															
Revenue															
YTD'23 2%															
YTD'22 2%															
Revenue															
YTD'23 1%															
YTD'22 1%															



“

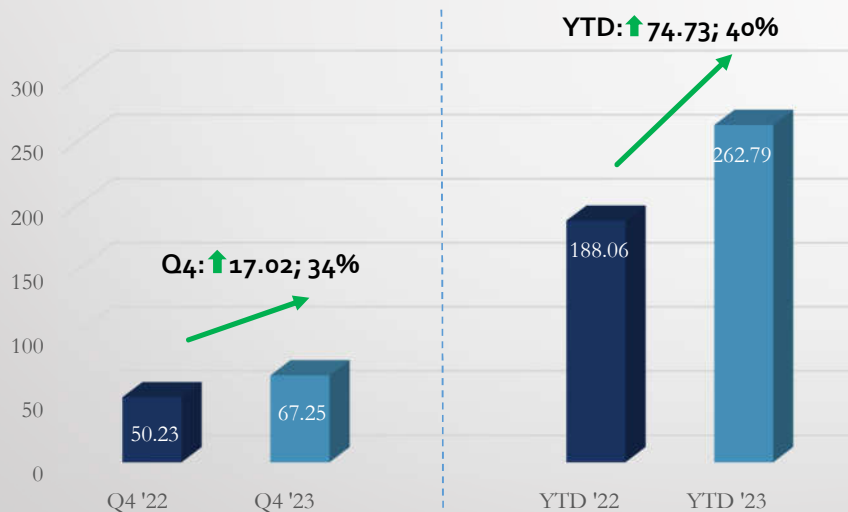
FINANCIAL OVERVIEW

”

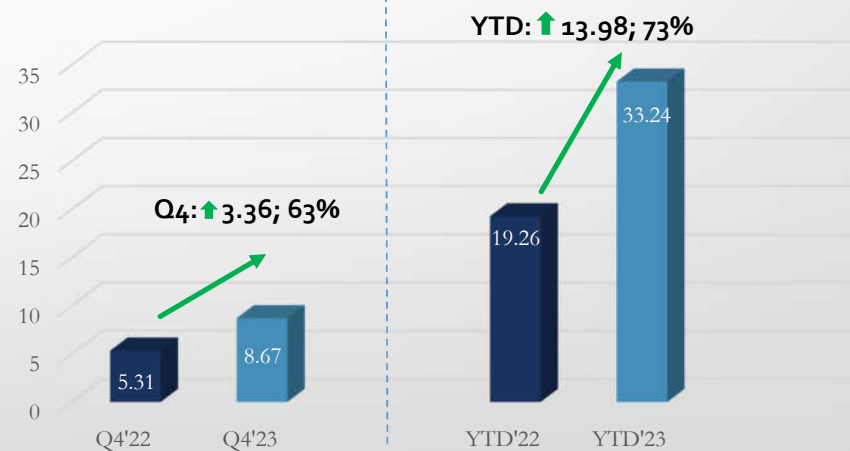


FINANCIAL OVERVIEW: Q4 2023 & YTD 2023

Revenue (in KWD Million)



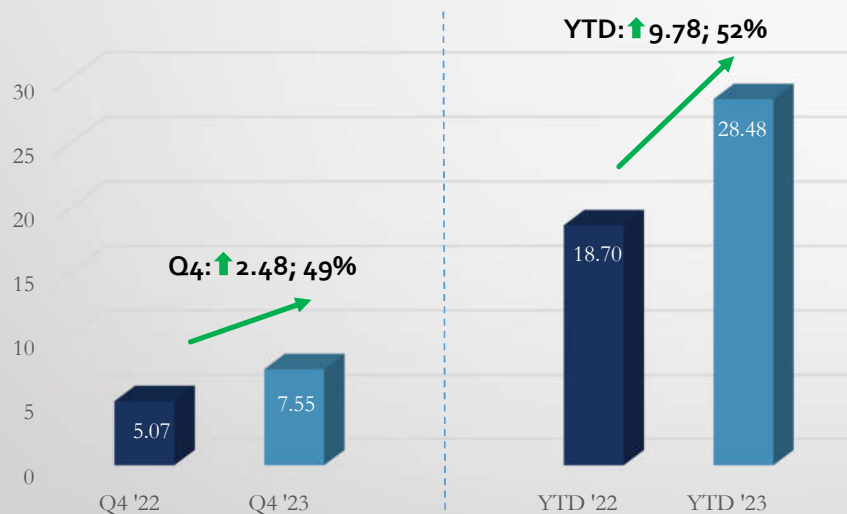
Net Profit (in KWD Million)



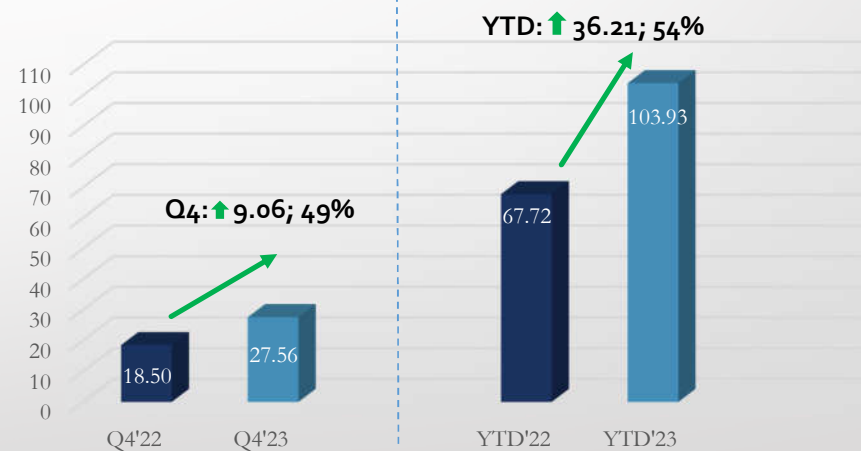


FINANCIAL OVERVIEW: Q4 2023 & YTD 2023

Profit attributable to equity holders
(in KWD Million)



Earnings per share attributable to equity holders
(in FILS)



INCOME STATEMENT – Q4 2023

Amount in KWD

INCOME STATEMENT	Q4'23	Q4'22	CHANGE
REVENUE	67,252,204	50,230,449	33.89%
Cost of sales and services rendered	(51,041,100)	(38,380,285)	32.99%
GROSS PROFIT	16,211,104	11,850,164	36.80%
Share of results of equity-accounted investees	1,240,393	(376,062)	429.84%
Net Expenses (S&D, Admin & Others)	(8,780,191)	(6,167,082)	42.37%
NET PROFIT	8,671,306	5,307,020	63.39%
Profit attributable to equity holders of parent company	7,552,616	5,072,857	48.88%
EARNINGS PER SHARE	27.56	18.50	48.97%

- Increase in Net Profit led by new cars volume increase and Model mix.
- Share of results of equity-accounted investees mainly consist of share of income from Global Auto.



INCOME STATEMENT – YTD 23 (JAN-DEC)

Amount in KWD

INCOME STATEMENT	YTD Dec '23	YTD Dec '22	CHANGE
REVENUE	262,785,356	188,059,053	39.74%
Cost of sales and services rendered	(198,691,552)	(144,450,454)	37.55%
GROSS PROFIT	64,093,804	43,608,599	46.98%
Share of results of equity-accounted investees	3,510,835	(678,436)	617.49%
Net Expenses (S&D, Admin & Others)	(34,360,895)	(23,674,797)	45.14%
NET PROFIT	33,243,744	19,255,366	72.65%
Profit attributable to equity holders of parent company	28,481,450	18,704,850	52.27%
EARNINGS PER SHARE	103.93	67.72	53.47%

- Increase in Net Profit led by new cars volume increase and Model mix.
- Share of results of equity-accounted investees mainly consist of share of income from Global Auto.



BALANCE SHEET

Amount in KWD

BALANCE SHEET	Dec'23	DEC'22	CHANGE
ASSETS			
Property, plant, and equipment	109,949,266	101,715,627	8.09%
Other Non-Current assets	13,920,455	4,707,184	195.73%
Current assets	99,312,747	81,655,951	21.62%
TOTAL ASSETS	223,182,468	188,078,762	18.66%
Equity and Liability			
TOTAL EQUITY	92,428,822	79,666,254	16.02%
Non-current liabilities	51,277,462	31,409,905	63.25%
Current liabilities	79,476,184	77,002,603	3.21%
TOTAL LIABILITY	130,753,646	108,412,508	20.61%
Total Equity and Liabilities	223,182,468	188,078,762	18.66%



CASH FLOW STATEMENT

Amount in KWD

CASH FLOW STATEMENT	Dec'23	Dec'22
Cash in operating activities before working capital changes	44,909,788	31,995,442
Changes in working capital	(15,276,857)	575,844
Other items	(1,354,769)	(762,558)
NET CASH FLOWS FROM OPERATING ACTIVITIES	28,278,162	31,808,728
PPE & Intangible Assets	(11,083,793)	(2,511,997)
Investment in Associates & Others	(9,882,135)	(10,503,745)
NET CASH FLOWS USED IN INVESTING ACTIVITIES	(20,965,928)	(13,015,742)
Net movement in Islamic Finance payables & Finance Costs	15,113,949	(6,571,889)
Dividends Paid to Equity Holders & NCI	(19,714,462)	(11,259,828)
Lease Liability & Movement in Payables	2,725,814	(5,033,823)
NET CASHFLOW (USED IN) FROM FINANCING ACTIVITIES	(1,874,699)	(22,865,540)
NET INCREASE IN CASH AND CASH EQUIVALENTS	5,437,535	(4,072,554)
<p>Net Profit Increase contributed to positive Cash flow.</p>		

KEY RATIOS – YTD 23 (JAN – Dec)



KEY RATIOS		YTD Dec '23	YTD Dec '22
LIQUIDITY RATIOS			
Current Ratio	(Current Assets/Current Liabilities)	1.25	1.06
Quick Ratio	(Current Assets- Inventories/Current Liabilities)	0.45	0.38
Cash Ratio	(Cash/Current Liabilities)	0.26	0.21
PROFITABILITY RATIOS			
Gross Profit Margin	(Gross Profit/Revenue)	24.39%	23.19%
Net Profit Margin	(Net Profit/ Revenue)	12.65%	10.24%
PERFORMANCE RATIOS			
Return on Asset (ROA) ^{TTM}	(Net Profit/ Average Assets)	16.17%	11.46%
Return on Equity (ROE) ^{TTM}	(Net Profit/ Average Equity)	38.63%	26.81%
SOLVENCY RATIOS (Cash not adjusted)			
Bank Borrowing to Asset Ratio	(Debt/Total Assets)	0.15	0.09
Bank Borrowing to Equity Ratio	(Debt/Total Equity)	0.36	0.21

☛ Liquidity ratios increased mainly due to increase in Inventory & Cash balances.

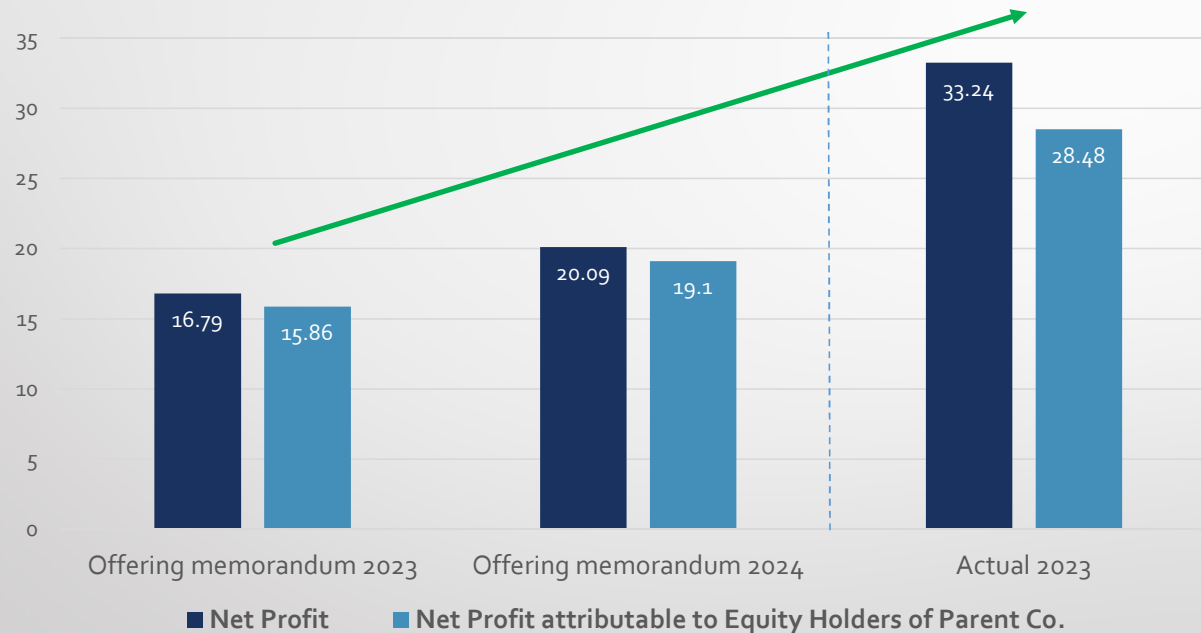
☛ Gross Profit & Net Profit Margin improved due to increase in vehicle volume & model mix.

☛ Performance ratios improved due to increase in Net Profit.



Strong performance and Ahead of forecast

Net Profit (in KWD Million)



- We achieved 198% of the 2023 Forecasted Net Profit mentioned in the Offering Memorandum.
- We achieved 180% of the 2023 Forecasted Net Profit attributable to Equity Holders of the Parent Co. mentioned in the Offering Memorandum.
- We have even crossed significantly the 2024 Forecasted Net Profit & Net Profit attributable to Equity Holders of the Parent Co. mentioned in the Offering Memorandum.



//

Q&A SESSION

//



Thank you

For Investor Relations

Please Visit or Contact us on

Website: <https://alg.com.kw>

Email Address: investors@alg.com.kw

Telephone: 22246000

