



Date:04/03/2025

إشارة: ALG/CO/18/2025

التاريخ:2025/03/04

Dear Bursa Kuwait Company
Greeting,

السادة/ شركة بورصة الكويت
المحترمين
تحية طيبة وبعد،

**Subject: Analysts/ Investors Conference
Transcript for the FY Ended
31/12/2024**

**الموضوع: محضر مؤتمر المحللين/ المستثمرين للسنة
المالية المنتهية في 2024/12/31**

With reference to the above subject, and in the interest of Ali Alghanim Sons Automotive Company (ALG) to adhering with requirements of article No. (7-8-1/4) of Bursa Kuwait Rulebook. Kindly find attached the Analysts/ Investors Conference Transcript for the financial year ended on 31/12/2024.

بالإشارة إلى الموضوع أعلاه، وحرصاً من شركة أولاد علي الغانم للسيارات (الغانم) على الإلتزام بمتطلبات المادة رقم (7-8-1/4) من كتاب قواعد البورصة، نرفق لكم محضر مؤتمر المحللين/ المستثمرين للسنة المالية المنتهية في 2024/12/31.

Sincerely yours,

وتفضلوا بقبول فائق التحية والإحترام،

يوسف عبدالله القطامي
Vice Chairman
& CEO
نائب رئيس مجلس الإدارة
والرئيس التنفيذي



شركة أولاد علي الغانم للسيارات ش.م.ك.ع
Ali Alghanim Sons Automotive Company K.S.C.P

**Analysts/ Investors Conference Transcript
for the Financial Year Ended 2024**



Analysts/Investors Conference Transcript

For the Financial Year Ended 2024

Ali Alghanim Sons Automotive Company

Analysts/Investors Conference Transcript for the Financial Year Ended 2024 of Ali Alghanim Sons Automotive Company hold on Sunday 02/03/2025.

Participants of Ali Alghanim Sons Automotive Company:

Mr. Chavijit Bawa - Chief Financial Officer

Mr. Yousef Mustafa - Managing Director - Ali Alghanim & Sons Automotive Co

Chairperson:

Mr. Hatem Alaa

EFG Hermes



Hatem Alaa

Hello, everyone. This is Hatem Alaa from EFG Hermes. Welcome to Ali Alghanim Sons Automotive Fourth Quarter 2024 Results call. I'm pleased to have on the call today from the Company, Yousef Mustafa, Managing Director and Chavijit Bawa, CFO.

We'll start with a presentation from Management, and then we'll open the floor for Q&A. As an initial reminder, to ask a question you can either type it on the Q&A chat box, or you can click on the raise hand button.

Yousef, please go ahead.

Yousef Mustafa

Thank you Hatem. Good day to you all, and Ramadan Kareem. Thanks for joining us for Q4 2024 and this conference where today we're going to take you through our financial performance for the full year of 2024 and discuss our key highlights and address any questions that you guys have.

The agenda today is the Board of Directors, Company Overview, the Financial Overview, and Q&A at the end. Our Board of Directors is still as is, no change, and the Executive Management likewise.

In terms of Company overview, we have managed to reach a total revenue of KWD 265 million with Net Profit of KWD 34.5 million. In Q4, the revenue of KWD 78.5 million and the Net Profit is KWD 9.13 million. I am happy to announce also that during Q4, specifically in December, we have managed to roll out our first CKD cars from the Geely factory in Egypt, which was another add on to the expansions and the growth that we continue to strive to get to.

In terms of our revenue breakdown, led by passenger cars after sales and used cars, we have managed to increase our overall after sales share and used cars share and our leasing and rental share. This is basically a direction that we're trying to diversify even further and cater to the market and the customer pallet changes that we noticed in the market really quickly. Hence, it's contributed to the profits that we're going to discuss later.

Our overall revenue has edged up a little bit by 0.18%, but our net profit have increased by 3.75% to KWD 34.5 million, and that was achieved by optimizing our operation and cost containment and growth in our leasing profit and share of results from Egypt and Iraq also. The profit attributed to equity holders went up by 2.73% to KWD 29.26 million, and our earnings per share went up to 106.81 fills per share, with a 2.77% increase.

As I've mentioned, the share of results increased and the continued monitoring of cost and optimization for operation was the major factor to our increase in net profit and earnings per share.

Our assets, as you can see, continued to be very strong. There is an increase in the property plant and equipment, which is related to our expansions in Kuwait, specifically. Also, in some of the sales and after sales facilities that we have either renovated or newly opened. Our overall current assets increased to KWD 127.8 million and that was due to the fact that towards end of the year we have received bigger shipments from most of our manufacturers that will help us have, Inshallah, have very good first quarter in the year 2025.



Very strong cash from operating activities KWD 44 million and as you can see the net cash flow from operating activities went up to KWD 34.9 million. Overall, a very strong performance, our sales in Kuwait is doing extremely well, our after sales have started also seeing the benefits of our increased sales from the years before, where cars are coming back to our after sales facilities to do the service and repair in the body shop. Also, our Chinese brands have contributed to the cash flows, obviously, by increasing sales and increase in market share overall in Kuwait. Leasing, as mentioned before, is doing extremely well, we have launched new leasing offers to our customers. Very flexible leasing, operating lease that catered to the demand that we have noticed that customers are moving towards, which we benefited from.

Very strong ratios, as you can see, on liquidity we're standing at 1.21 in terms of current ratio, and in terms of our margins very strong net profit margin at 13.01% and our return on assets standing at 14.18% and return on equity is fantastic, almost 36% overall.

Our performance, again, is way ahead of what we have forecasted in our memorandum, as you can see we have exceeded the total year by 171%, as mentioned in the memorandum, and 153% of the forecasted net profit attributed to equity holders in the same memorandum when we listed the company.

I'll leave the floor to you. If you have any questions, we're available to answer them. Thank you.

Hatem Alaa

Thank you. To ask a question, you can either type it in the Q&A chat box, or you can click on the raise hand button and I'll unmute your line. Again, you can either type your question in the Q&A chat box or click on the raise hand button. There are a few questions in the chat box.

First from Ali, several questions. I'll go through them one by one. "What is the expected Capex for the Geely factory over the next 12 to 24 months and what is required to get it to maximum capacity?"

Yousef Mustafa

With regards to the required for the maximum capacity, the required and the capex was already pumped before, and there is no need for further investment for the future for us to reach the sales target that we have for Geely or BMW to that matter.

Hatem Alaa

Okay. "Does the Chinese JV have any terms that are not in accordance with the split of ownership, meaning like the cost or profit allocation is different from your ownership stake? And also, on Egypt, are any export markets for products from Egypt factory blocked? And can you sell those products to the Gulf from Egypt?"

Yousef Mustafa

I'll start with the first question. No, there is no special terms in terms of the importer and manufacturing agreement that we have with Geely. Our profit share is equivalent to our share of the company.

With regard to your second question, I think was about our ability to sell cars outside Egypt? Correct me if I'm wrong.

Hatem Alaa

Yes, correct. Specifically Gulf, are there countries that are blocked and if you can sell the Gulf?



- Yousef Mustafa To be honest, we need first to cover the local markets before we start exploring selling. We just launched the CKD operation rolled out the cars. Until we fulfill the Egyptian market demands, we are not looking specifically to export, especially this year 2025. We're going to cross that bridge when we get there. Obviously, we know that there is an agreement between Egypt within the African continent to be able to have custom rebates to export cars from Egypt to the African countries. This is priority number one and after that, we will look into other markets. So, first Egypt, second Africa and third other markets.
- Hatem Alaa Thank you. A question from Hassan Al Musa, "Can you please elaborate on the decrease in operating margins in the fourth quarter compared to the third quarter despite the revenue growth?"
- Yousef Mustafa The decrease came prominently from the model mix that we sold in the quarter. The quarter we received a lot of product from first our Chinese brands that increased our sales in it which attracts already lower margins, and from the other makes, especially the luxury, BMW and Land Rover, the products that we received were mostly of smaller sales ticket, which attracts a little bit smaller margin. However, as you can see inventory, towards the end of the year, in the second half of December, we received a lot of the bigger ticket cars; hence, the inventory growth. Inshallah, we're looking forward to have a very good first half in 2025 with margins, especially on those big cars. But that doesn't mean that we're going to stop trying to increase our sales in Chinese. At the end of the day, what we care about is our net profit rather than gross. Even if that means that the overall picture gross might look a bit less, our net profit will increase because we are leveraging on our current operation anyway. Anything we add on top, as you can see, is echoing in the net income faster.
- Hatem Alaa Okay. Again, as a reminder, to ask a question, you can either type it in the Q&A chat box or click on the raise hand button. More questions on Egypt. "SAIC has done a similar agreement with Mansour Group. What is the competitive advantage that you have over them? And China has an excess capacity problem with 130 manufacturers today, how do you know you've backed the right manufacturer? There will be consolidation at some stage. How do you think about that?"
- Yousef Mustafa Okay, first thing is with regards to Mansour joint venture, just like basically importing cars, manufacturing cars is also related to what product are you manufacturing. What products are you doing CKD for? We did our analysis for the market, we understand where the market is lacking in terms of supply. Hence, the cars that we have started the CKD with are specifically the Emgrand and the CoolRay and this is where the market is demanding most of the cars to be manufactured. At our price point, for whoever is following up on the Egyptian market, you can see that we have launched the Emgrand at a price of approximately EGP850,000, which is very aggressive, and it was extremely well received in the market. So, our edge, again, is choosing the right cars and making sure that our pricing is done correctly. And it basically hits the spot that the customers are looking and asking for.
- With regards to choosing the partners, the Chinese partners, you are right, there is a lot of Chinese manufacturers. But before we chose the partners that we believe are the correct ones, we looked into two things. Number one, the size of the company. If there is any consolidation, most likely they would be the one acquiring, not the one being acquired. Geely is a listed company, they own Volvo outright, 100%, they own Proton, they own Lotus, and they have also other brands under their wings.



Also, the R&D expenditure being a listed company, I think you can see that their R&D is massive. Their R&D that they spend yearly is bigger than a lot of other manufacturers in terms of value overall. The same thing with Great Wall Motors, when we chose it, we chose Great Wall Motors for a specific reason; SUV as a product, is a growing offering in the market, and Great Wall Motors holds number one spots in SUV sales in China, and that's why we chose it. They also represent a big chunk of the R&D expenditure in the automotive sector in China, and they are of big magnitude with lots of operating efficiencies that other manufacturers in China lack. So, the choice was based on that, and we do believe that these two brands are here to stay and strong enough to grow even further.

Hatem Alaa Thank you. Again, as a reminder, to ask a question, you can either type it in the Q&A chat box or click on the raise hand button.

Yousef Mustafa One thing to add with regards to Geely. Geely won the 10th place and overall cars produced last year with close to 3.33 million. So, when it comes to risk of consolidation, if there is any consolidation happening, I don't see it happening with Geely or Great Wall Motors or on their expense.

Hatem Alaa Thank you. Okay, another question on the Geely factory. "What percentage of unit costs will be locally sourced? And what unit margins are in your expectations? What net margin do you expect to hit on full capacity?"

Yousef Mustafa In terms of the percentage of local content, it's around 40% to 45% of the manufacturing, dependent on the car for you to avail of CKD tax exemptions.

Second is, in terms of margins, we keep that to ourselves. It's a profitable business with very tempting prices to the consumers.

Hatem Alaa Thank you. Again, as a final reminder, to ask a question, you can either type it in the Q&A chat box or click on the raise hand button.

Okay, there are no more questions at the stage, so I think we can conclude.

Thank you to Ali Alghanim Management for their time.

Yousef Mustafa Thanks a lot, Thank you, guys and Ramadan Kareem and see you, Inshallah, on another conference this fall, hopefully with even better results. Thank you.

Chavijit Bawa Thank you very much.

Hatem Alaa Thank you, everyone, for participating. This concludes today's call. Thank you.



Ali Alghanim Sons Automotive Company K.S.C.P.

Analyst Conference

Q4 2024

March 2nd 2025



DISCLAIMER

This presentation is strictly confidential and is being shown to you solely for your information and may not be reproduced, retransmitted, further distributed to any other person or published, in whole or in part, for any purpose.

Ali Alghanim Sons Automotive Company K.S.C.P has prepared this presentation to the best of its abilities, however, no warranty or representation, express or implied is made as to the adequacy, correctness, completeness or accuracy of any numbers, statements, opinions, estimates, or other information contained in this presentation.

This presentation has been prepared by Ali Alghanim Sons Automotive Company K.S.C.P and reflects the management's current expectations or strategy concerning future events and are subject to known and unknown risks and uncertainties.

Certain portions of this document contain "forward-looking statements", which are based on current expectations and reasonable assumptions, we can however give no assurance they will be achieved. The information contained in this presentation is subject to change and we disclaim any obligation to update you of any such changes, particularly those pertaining to the forward-looking statements. Furthermore, it should be noted that there are a myriad potential risks, uncertainties and unforeseen factors that could cause the actual results to differ materially from the forward-looking statements made herein.

We can offer no assurance that our estimates or expectations will be achieved. Without prejudice to existing obligations under Capital Markets Authority Law, we do not assume any obligation to update forward-looking statements to take new information or future events into account or otherwise. Accordingly, this presentation does not constitute an offering of securities or otherwise constitute an invitation or inducement to any person to underwrite, subscribe for, or otherwise acquire or dispose of, securities in any company within Ali Alghanim Sons Automotive Company K.S.C.P.



AGENDA

Particulars	Page
BOARD OF DIRECTORS AND EXECUTIVE MANAGEMENT TEAM	4
COMPANY OVERVIEW	6
FINANCIAL OVERVIEW	9
Q&A SESSION	17



“

BOARD OF DIRECTORS AND
EXECUTIVE MANAGEMENT TEAM

”



BOARD OF DIRECTORS AND EXECUTIVE MANAGEMENT TEAM

BOARD OF DIRECTORS



Eng. Fahad Ali Alghanim
Chairman
Non - Executive



Mr. Yousef Al Qatami
Vice Chairman and CEO
Executive



Mr. Ali Marzouq Alghanim
Member of the Board
Non - Executive



Mr. Mohammad Khaled Alghanim
Member of the Board
Non - Executive



Mr. Ali Abduljaleel Behbehani
Member of the Board
Non - Executive



Mr. Ahmad Meshari Abdulwahab Al-Fares
Member of the Board
Independent Director



Mr. Jehad Mohammad Ahmed Al-Qabandi
Member of the Board
Independent Director

EXECUTIVE MANAGEMENT TEAM



Mr. Yousef Al Qatami
Chief Executive Officer



Mr. Chavijit Singh Bawa
Chief Financial Officer



“

COMPANY OVERVIEW

”



COMPANY OVERVIEW: PERFORMANCE HIGHLIGHTS

A large-scale Kuwaiti shareholding company comprising of a group of automotive businesses that supply the Kuwaiti market, and some of the Arab Markets, with the finest international automotive brands and services.


Q4 2024 (Oct'24 – Dec'24)		YTD 2024 (Jan'24 – Dec'24)	
 Revenue KWD 78.5 mill (USD 254.75 mill)	 Net Profit KWD 9.13 mill (USD 29.63 mill)	 Revenue KWD 265.02 mill (USD 860.04 mill)	 Net Profit KWD 34.49 mill (USD 111.93 mill)

Brands: Ali Alghanim Sons Automotive deals with numerous brands in the category of Passenger Cars, Heavy Commercial Equipment and Auto parts

Passenger Cars



Heavy Commercial Equipment



Auto Parts



REVENUE BREAKDOWN (YTD Dec 2024)



Passenger Cars	After Sales	Used Cars	Commercial Heavy Equipment
<ul style="list-style-type: none"> • BMW • Land Rover • Rolls Royce • McLaren • MINI • Geely • Great Wall • Haval <div style="text-align: right;"> <p>Revenue</p> <p>YTD 24 71%</p> <hr/> <p>YTD 23 76%</p> </div>	<ul style="list-style-type: none"> • Service • Body Shop • Parts and Accessories <div style="text-align: right;"> <p>Revenue</p> <p>YTD 24 12%</p> <hr/> <p>YTD 23 11%</p> </div>	<ul style="list-style-type: none"> • BMW • Land Rover • MINI • Geely • Haval <div style="text-align: right;"> <p>Revenue</p> <p>YTD 24 9%</p> <hr/> <p>YTD 23 5%</p> </div>	<ul style="list-style-type: none"> • MAN Truck & Bus • Putzmeister • Hyundai • Baoli • Fassi • Service & Parts <div style="text-align: right;"> <p>Revenue</p> <p>YTD 24 3%</p> <hr/> <p>YTD 23 4%</p> </div>
Rental and Leasing	Synergistic Lines		Technology Initiatives
<ul style="list-style-type: none"> • Renting among the available selection of affordable, luxury and ultra luxury vehicles • Leasing of vehicles <div style="text-align: right;"> <p>Revenue</p> <p>YTD 24 2%</p> <hr/> <p>YTD 23 1%</p> </div>	<ul style="list-style-type: none"> • Sale of Aftermarket Products: <ul style="list-style-type: none"> • Tires – Sumitomo, Roadstone, Kinforest • Lubricants – Liquimoly • Batteries – Exide, Livguard • Sparkplugs – NGK • Finance & Insurance • Technical inspections and renewal of vehicle registration for all types of passenger cars <div style="text-align: right;"> <p>Revenue</p> <p>YTD 24 2%</p> <hr/> <p>YTD 23 2%</p> </div>		<ul style="list-style-type: none"> • Luxury car booking service (Rove) <div style="text-align: right;"> <p>Revenue</p> <p>YTD 24 1%</p> <hr/> <p>YTD 23 1%</p> </div>



“

FINANCIAL OVERVIEW

”



FINANCIAL OVERVIEW: YTD DEC 2024

Revenue
(in KWD Million)



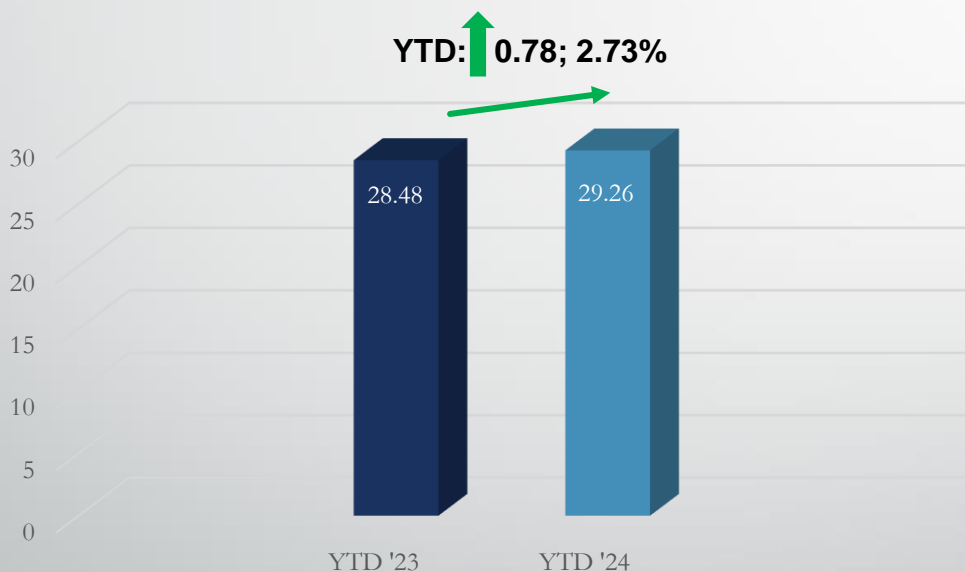
Net Profit
(in KWD Million)





FINANCIAL OVERVIEW: YTD DEC 2024

**Profit attributable to equity holders
(in KWD Million)**



**Earnings per share attributable to
equity holders (in FILS)**





INCOME STATEMENT – YTD 2024 (JAN-DEC)

Amount in KWD

INCOME STATEMENT	YTD Dec '24	YTD Dec '23	CHANGE
REVENUE	265,019,690	264,534,015	0.18%
Cost of sales and services rendered	(200,124,339)	(198,691,552)	0.72%
GROSS PROFIT	64,895,351	65,842,463	(1.44)%
Share of results of equity-accounted investees	3,649,050	3,510,835	3.94%
Net Expenses (S&D, Admin & Others)	(34,055,474)	(36,109,554)	(5.69)%
NET PROFIT	34,488,927	33,243,744	3.75%
Profit attributable to equity holders of parent company	29,260,282	28,481,450	2.73%
EARNINGS PER SHARE	106.81	103.93	2.77%



BALANCE SHEET

Amount in KWD

BALANCE SHEET	Dec'24	Dec'23	CHANGE
ASSETS			
Property, plant, and equipment	119,347,817	109,949,266	8.55%
Other Non-Current assets	16,032,295	13,920,455	15.17%
Current assets	127,826,680	99,312,747	28.71%
TOTAL ASSETS	263,206,792	223,182,468	17.93%
Equity and Liability			
TOTAL EQUITY	99,398,292	92,428,822	7.54%
Non-current liabilities	58,387,894	51,277,462	13.87%
Current liabilities	105,420,606	79,476,184	32.64%
TOTAL LIABILITY	163,808,500	130,753,646	25.28%
Total Equity and Liabilities	263,206,792	223,182,468	17.93%



CASH FLOW STATEMENT

Amount in KWD

CASH FLOW STATEMENT	Dec'24	Dec'23
Cash from operating activities before working capital changes	44,149,180	44,909,788
Changes in working capital	(6,963,999)	(15,276,857)
Other items	(2,228,327)	(1,354,769)
NET CASH FLOWS FROM OPERATING ACTIVITIES	34,956,854	28,278,162
PPE & Intangible Assets	(16,312,382)	(11,083,793)
Investment in Associates & Others	(6,274,125)	(9,882,135)
NET CASH FLOWS USED IN INVESTING ACTIVITIES	(22,586,507)	(20,965,928)
Net movement in Islamic Finance payables & Finance Costs	4,489,719	15,113,949
Dividends Paid to Equity Holders & NCI	(20,259,025)	(19,714,462)
Lease Liability & Movement in Payables	(450,255)	2,725,814
NET CASHFLOW (USED IN) FROM FINANCING ACTIVITIES	(16,219,561)	(1,874,699)
NET MOVEMENT IN CASH AND CASH EQUIVALENTS	(3,849,214)	5,437,535



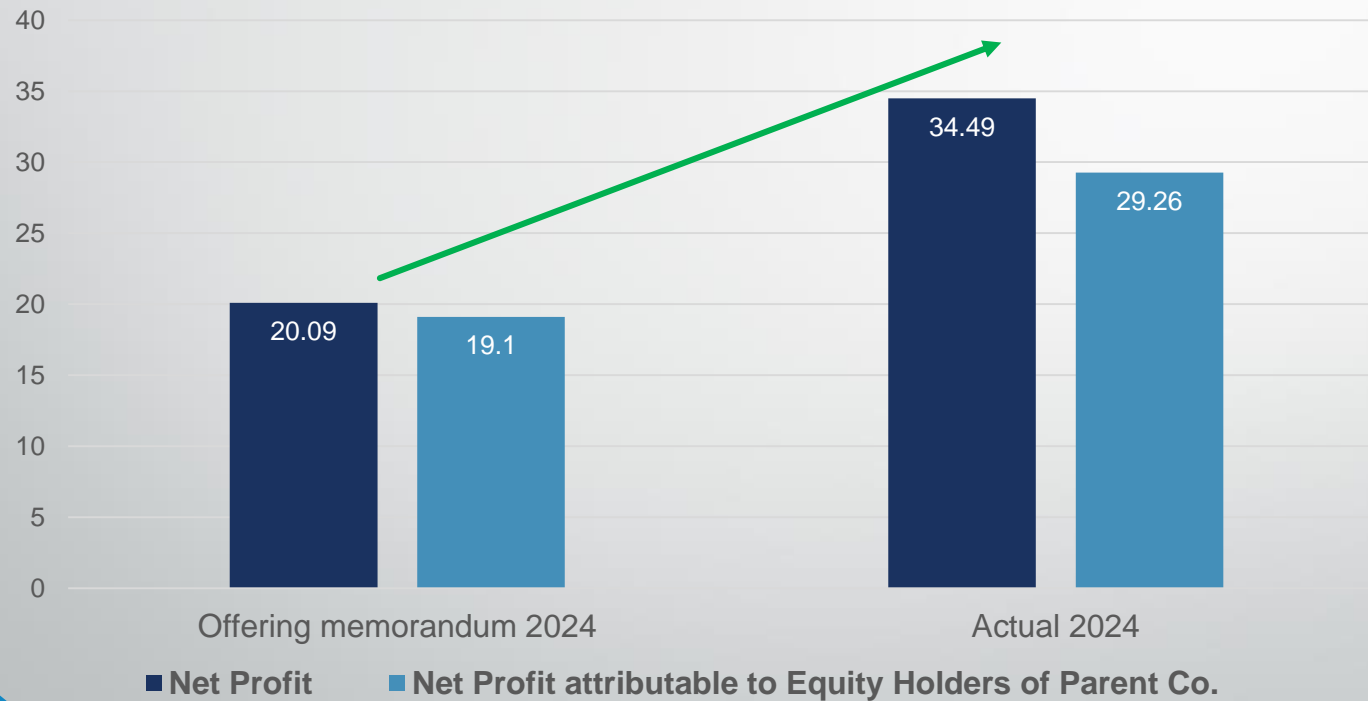
KEY RATIOS – DEC 24 (JAN – DEC)

KEY RATIOS		YTD DEC '24	YTD DEC '23
LIQUIDITY RATIOS			
Current Ratio	(Current Assets/Current Liabilities)	1.21	1.25
Quick Ratio	(Current Assets-Inventories/Current Liabilities)	0.33	0.45
Cash Ratio	(Cash/Current Liabilities)	0.16	0.26
PROFITABILITY RATIOS			
Gross Profit Margin	(Gross Profit/Revenue)	24.49%	24.89%
Net Profit Margin	(Net Profit/ Revenue)	13.01%	12.57%
PERFORMANCE RATIOS			
Return on Asset (ROA) ^{TTM}	(Net Profit/ Average Assets)	14.18%	16.17%
Return on Equity (ROE) ^{TTM}	(Net Profit/ Average Equity)	35.96%	38.63%
SOLVENCY RATIOS (Cash not adjusted)			
Bank Borrowing to Asset Ratio	(Debt/Total Assets)	0.16	0.15
Bank Borrowing to Equity Ratio	(Debt/Total Equity)	0.41	0.36



STRONG PERFORMANCE AND AHEAD OF FORECAST

Net Profit (in KWD Million)



- Achieved 171.67% of the Forecasted Net Profit mentioned in the Offering Memorandum.
- Achieved 153.19% of the Forecasted Net Profit attributable to Equity Holders of the Parent Co. mentioned in the Offering Memorandum.



“

Q&A SESSION

”



Thank you

For Investor Relations

Please Visit or Contact us on

Website: <https://alg.com.kw>

Email Address: investors@alg.com.kw

Telephone: 22246000

